


## APPENDIX

Quick Service Guide 201b (May 11, 2009) (placement of tabs and wafer seals).....	1
Line Drawings From Plaintiff's Motion for Summary Judgment [Dkt. 47] at 10-12.....	2
Figure 3—Sears Days Mailer	
Figure 4—Baby Event Mailer	
Figure 5—Buick Holiday Event Mailer	

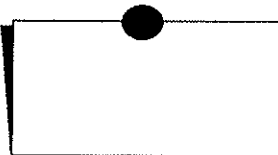
### Placement of Tabs and Wafer Seals ( )



### Specifications for Automation-Compatible Letter-Size Mailpieces

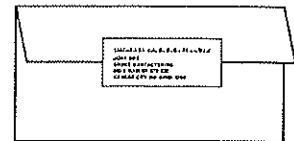
#### Double Postcard

Tabs 1 (middle)  
Folded Edge Top or Bottom  
Sheets Single  
Basis Weight 75 lb.



#### Folded Self-Mailer (Invitation Fold)

Tab Address Label  
Folds Top and Bottom  
Sheets Multiple  
Basis Weight 20 lb.




#### Folded Self-Mailer

Tabs 2 (start ≤ 1 inch from edges)  
Folded Edge Top or Bottom  
Sheets Single  
Basis Weight 20 lb.



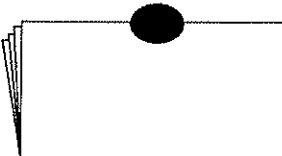
#### Folded Self-Mailer (Continuous Glue Strip)

Open Edge Top  
Folded Edge Bottom  
Sheets Single  
Basis Weight 20 lb.



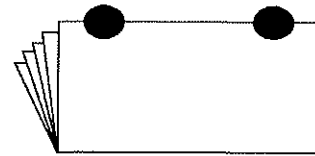
#### Folded Self-Mailer

Tabs 1 (middle)  
Folded Edge Bottom  
Sheets Multiple  
Basis Weight 24 lb.




#### Booklet

Tabs 2 (start ≤ 1 inch from edges)  
Spine Bottom  
Sheets Multiple w/ Cover  
Basis Weight 20 lb. (Cover)



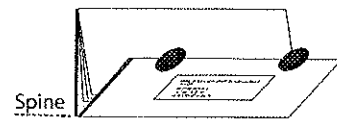
#### Folded Self-Mailer

Tabs 1 (middle)  
Folded Edge Bottom  
Sheets Single  
Basis Weight 28 lb.



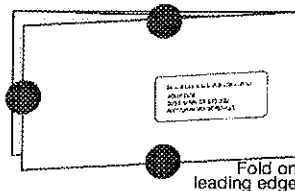
#### Folded Booklet

Tabs 2 (start ≤ 1 inch from edges)  
Spine Left  
Folded Edge Bottom  
Sheets Multiple w/ Cover  
Basis Weight 20 lb. (Cover)



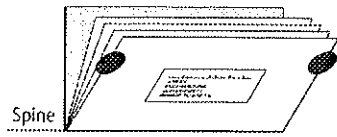
#### Folded Self-Mailer

Tabs 3 (left and open edges)  
Folded Edge Right  
Sheets Single  
Basis Weight 75 lb.



#### Folded Booklet

Tabs 2 (start ≤ 1 inch from top edge)  
Spine Bottom  
Folded Edge Bottom  
Sheets Multiple w/ Cover  
Basis Weight 20 lb. (Cover)



An 8-1/2 x 11 inch sheet of 20, 24, or 28 pound paper folded once to 8-1/2 x 5-1/2 inches does not meet the minimum thickness of 0.009 inch for an automation-compatible letter.

#### Booklet

Tabs 2 (start ≤ 1 inch from top and bottom edges)  
Spine Right (open edge left)  
Folded Edge Right  
Sheets Multiple w/ Cover  
Basis Weight 20 lb. (Cover)




FIGURE 3

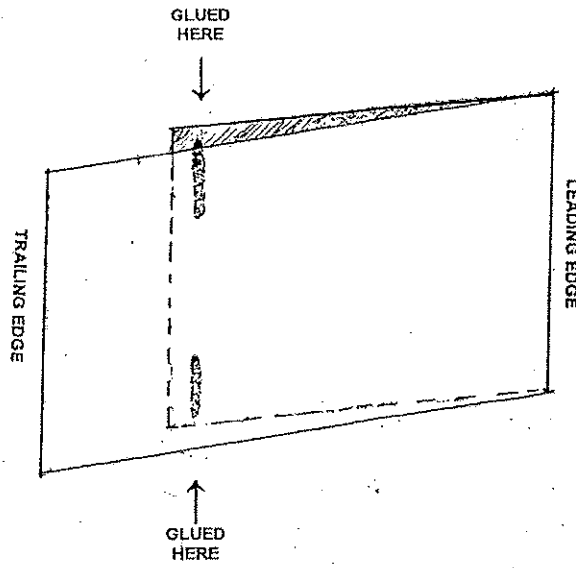


FIGURE 4

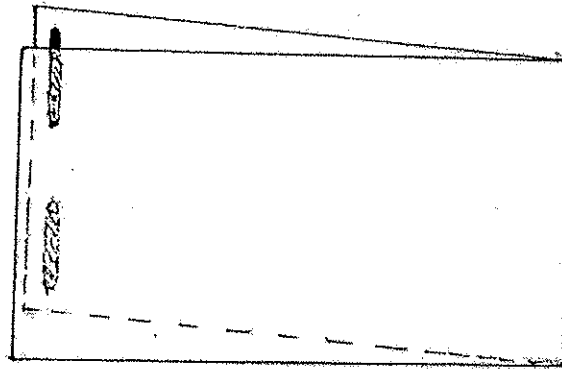


FIGURE 5

